

# TREEN TOPICS

*May 2014*



Post: PO Box 2163  
BOMADERRY NSW 2541

[www.shoalhavenwoodcraft.com.au](http://www.shoalhavenwoodcraft.com.au)

*Shoalhaven Woodcraft Society Inc.*

*Meetings: 3rd Wednesday of each month at 7.30pm*

*Nowra Technology High School. Moss St. Nowra*

*Secretary: P. O. Box 2163 Bomaderry 2541*



Shirley Arthur  
3 Nellore Place  
North Nowra NSW 2541

## TREEN TOPICS MAY 2014

### April Meeting

The topic for the night was your favourite finish and Melissa kicked it off with a general overview of the subject with her own method thrown in. Whether it was the subject of finishing or what we don't know but there were an amazing number of participants on finishing and show and tell combined. It was very pleasing to see so many members taking part.

**Garry Usher** showed a nice natural edge turned bowl brown and yellow in colour. It was generally thought that it was gidgee.

**Melissa** had a small log which came from Western Australia which was quite heavy. Without seeing the grain of the wood it was difficult to identify the species.

**Charlie Hillen** turned a bowl from snappy gum which may also have come from WA. It grows on sand dunes and as suggested by its name, it does snap easily. It is sought after by desert travellers as good firewood.

**Charlie** also had an apple which he had turned from spotted gum. It featured a fitted lid and a realistic stem.

**Peter Farrell** found the root of a fig tree which had grown in a narrow crack in a rock. This had given it a flat shape instead of the usual round one. He spent a few days cleaning and polishing it and will be making a stand on which to display it.

At the March meeting **Cec Butler** had two lumps of merbau which he thought he had no use for. **Gordon** took one of them and turned a large urn from it. He said that it was very difficult to hollow out because of its hardness.

Replacing the lattice type air conditioning vents in the ceiling was no problem to **Gordon**. The originals were made from plastic and are now difficult to get. About 450mm square and divided into 25mm lattice squares means that there are hundreds of small joints to be cut. He devised a method using plywood and his table saw to cut bridge joints to produce a very acceptable alternative to the original.

**John Knowles** made two F clamps from Jarrah and pine using cam levers to lock them instead of a screw. He said that shellac is his favoured finish. He also had a tin of red oil which dries clear with a matt finish and is easy to use.

**Erle Bartlett** again showed he is something of a dark horse when it comes to woodwork. He showed us a lovely timber whistle made from birds eye maple with a super glue finish. As he was returning to his seat Greg asked could he play it and he obliged with a very respectable rendition of a small tune.

**Warwick Robinson** is a fan of Danish oil and its ease of application. He uses a fine sourer to apply it and wipes it off almost straight away with paper towel. Three coats are usually sufficient.

**Jim Davey** was last up to tell us that he has no particular favourite finish. Rather, he considers where the item is to spend its life and the micro climate it will encounter. This governs the finish he will use and is a very rational method of making that decision.



Charlie Hillen's Apple



Peter's Mystical log

## Spray Painting Workshop

One of the best woodworkers in the area in Phil Gould will be running this workshop and demonstration. It will be held at his premises *Allwood Specialty Timbers* at the bottom end of Geary Place, North Nowra on Saturday 24<sup>th</sup> May. Contact Greg if you want to join the list of those going along.

## Creative Moments


Further to the article last month about the commission to be charged, there is some good news. The committee have come up with a much fairer method of distributing the council charge for using Eftpos. There will now be a flat fee for all things sold of 17%. This is much more acceptable than the 25% suggested previously.

**Three months to go !!! Get those projects finished.**



Gary Usher's Bowl





John Knowles  
F clamps



Mel's log and finish sample

Charlie's Bowl



## RAMBLINGS MAY 2014

This will be quick as I am getting ready to go to the showground and start the rent collection process. The Shoalhaven City council has asked the Shoalhaven Woodcraft Society and the Nowra Men's Shed to become volunteer collectors for the Nowra Showground; the council will allow the fees that are being collected by the volunteers to be used to improve or repair the facilities at the Nowra Showground Cottage. John and I will establish the procedures and then invite the other personnel to become involved. The council has provided a set of instructions, a receipt book and official name badges.

The new shed is finished and the council is going to issue an interim occupancy certificate for the shed until we have the storm water connected to the street drains. The ramp at the rear of the cottage is underway and the rear door has been widened; the council will not issue an occupancy certificate until the rear ramp including the guard rails is completed.

John and David have the planning for the wiring to the shed well underway and we expect that this will start in the next couple of weeks. Mel has ordered the paint for the shed floor and it is anticipated that this will be completed by the end of May. We still do not have a moving date but I anticipate it will be sometime in June or July.

The Shoalhaven Woodcraft Society has a signed lease with Crown Lands for the use of the Nowra Showground Cottage but unfortunately the Nowra Men's Shed do not; this means that we will have to undertake the mowing and the rent collection until their licence is finalised. The Nowra Spinners and Weavers also have a signed licence and they will start the cleaning roster for the cottage.

I asked David to produce a report on the plane tuning workshop held at Jims place on 3 May; David's report appears elsewhere in Treen Topics this month, as you will see David's report is well written and a welcome change from me droning on. I would like to thank Jim and Suzie for making us welcome on the day it is a lot of work for both of them to organise and run a workshop of this quality.

As I have mentioned before Bob is retiring from the role of publisher at the end of June and we will need somebody to replace him. On behalf of the

members of the society I would like to thank Bob for his efforts in publishing Treen Topics for well over ten years; I do not remember when he started this role.

**Greg Clark**

## How to enjoy the first cold days of winter!!!!

Last weekend was chilly to say the least!!! It was one of those weekends that make staying in bed a real temptation. Just switch the electric blanket back on and roll over.

Fortunately a group of woodies decided to resist temptation and rolled up, mostly on time, at Jims shed and workshop down at Falls Creek. Attending were Greg, John, Liz, Lasz, Errol and myself.

This was Jims training on Tuning a Hand plane (aka fettling a hand plane). Originally Jim used to teach sharpening and tuning together. However as Jim's expertise and depth of knowledge grew he was forced to break it in to 3 distinct modules and this was the second module so there were some familiar faces there plus a few more that should have been there.

Jim started out with a safety briefing and soon got into the subject proper. Jim makes things interesting and not only tells you what to do but also the logic behind it including how to measure 33.5 microns lots of laughs.

I have done Jim's sharpening and fettling courses at the Traditional Tools Group as well as at the Shoalhaven woodcraft and it seems like I learn something new every time. It is almost if I or at least my skills are being fettled.

Then comes the good part to make the cold weather disappear; coffee and tea on tap all day punctuated with a wide variety of biscuits.

All this while Queen Susie prepares for lunch. Frequently the Davey's put on a gourmet sausage luncheon but this day we got lucky. The choice of homemade vegetable soup or homemade pumpkin soup followed by bread rolls with deli fillings.

All this for \$10 for members and \$20 for visitors; Queen Susie when do you open 7 days??

The best part of the day was the comradie among woodies; priceless and no one suffered the cold weather.

**David Hire**

## ***Shoalhaven Woodcraft Society Inc.***

*The Shoalhaven Woodcraft Society Inc. was formed in 1987 and is Comprised of persons interested in understanding woodcraft and developing skills in its many and diverse forms.*

*The aims of the Society are to:*

- Foster a understanding and appreciation of woodcraft*
- Provide mutual advice, help and a problem solving forum.*
- Collaborate with other craft groups in the Shoalhaven.*
- Involve the families of “woodies” in social activities.*

### ***Your Committee***

<i>President:</i>	<i>Greg Clark</i>	<i>44 478 384</i>
<i>Vice President</i>	<i>Peter Jackson</i>	<i>44 236 153</i>
<i>Secretary:</i>	<i>Richard Hall</i>	<i>44 235 780</i>
<i>Treasurer:</i>	<i>Gordon Elford</i>	<i>44 214 397</i>
<i>Editor:</i>	<i>Peter Farrell</i>	<i>44 228 177</i>
<i>Committee:</i>	<i>Warwick Robinson</i>	<i>44 434 080</i>
	<i>Bob Turnbull</i>	<i>0412 333 477</i>
	<i>Mel Allen</i>	<i>0407 957 196</i>
	<i>Jim Davey</i>	<i>44 478 790</i>
<i>Men’s Shed Rep:</i>	<i>Don Parkinson</i>	<i>44 218 695</i>

#### ***Next Committee Meeting:***

*Nowra Showground Cottage  
7.30pm Wednesday 4th June 2014*



# TREEN TOPICS

*May 2014*



Post: PO Box 2163  
BOMADERRY NSW 2541

[www.shoalhavenwoodcraft.com.au](http://www.shoalhavenwoodcraft.com.au)

*Shoalhaven Woodcraft Society Inc.*

*Meetings: 3rd Wednesday of each month at 7.30pm*

*Nowra Technology High School. Moss St. Nowra*

*Secretary: P. O. Box 2163 Bomaderry 2541*



Cec Butler  
13 Beyer Avenue  
West Nowra NSW 2541

## TREEN TOPICS MAY 2014

### April Meeting

The topic for the night was your favourite finish and Melissa kicked it off with a general overview of the subject with her own method thrown in. Whether it was the subject of finishing or what we don't know but there were an amazing number of participants on finishing and show and tell combined. It was very pleasing to see so many members taking part.

**Garry Usher** showed a nice natural edge turned bowl brown and yellow in colour. It was generally thought that it was gidgee.

**Melissa** had a small log which came from Western Australia which was quite heavy. Without seeing the grain of the wood it was difficult to identify the species.

**Charlie Hillen** turned a bowl from snappy gum which may also have come from WA. It grows on sand dunes and as suggested by its name, it does snap easily. It is sought after by desert travellers as good firewood.

**Charlie** also had an apple which he had turned from spotted gum. It featured a fitted lid and a realistic stem.

**Peter Farrell** found the root of a fig tree which had grown in a narrow crack in a rock. This had given it a flat shape instead of the usual round one. He spent a few days cleaning and polishing it and will be making a stand on which to display it.

At the March meeting **Cec Butler** had two lumps of merbau which he thought he had no use for. **Gordon** took one of them and turned a large urn from it. He said that it was very difficult to hollow out because of its hardness.

Replacing the lattice type air conditioning vents in the ceiling was no problem to **Gordon**. The originals were made from plastic and are now difficult to get. About 450mm square and divided into 25mm lattice squares means that there are hundreds of small joints to be cut. He devised a method using plywood and his table saw to cut bridge joints to produce a very acceptable alternative to the original.

**John Knowles** made two F clamps from Jarrah and pine using cam levers to lock them instead of a screw. He said that shellac is his favoured finish. He also had a tin of red oil which dries clear with a matt finish and is easy to use.

**Erle Bartlett** again showed he is something of a dark horse when it comes to woodwork. He showed us a lovely timber whistle made from birds eye maple with a super glue finish. As he was returning to his seat Greg asked could he play it and he obliged with a very respectable rendition of a small tune.

**Warwick Robinson** is a fan of Danish oil and its ease of application. He uses a fine sourer to apply it and wipes it off almost straight away with paper towel. Three coats are usually sufficient.

**Jim Davey** was last up to tell us that he has no particular favourite finish. Rather, he considers where the item is to spend its life and the micro climate it will encounter. This governs the finish he will use and is a very rational method of making that decision.



Charlie Hillen's Apple



Peter's Mystical log

## Spray Painting Workshop

One of the best woodworkers in the area in Phil Gould will be running this workshop and demonstration. It will be held at his premises *Allwood Specialty Timbers* at the bottom end of Geary Place, North Nowra on Saturday 24<sup>th</sup> May. Contact Greg if you want to join the list of those going along.

## Creative Moments


Further to the article last month about the commission to be charged, there is some good news. The committee have come up with a much fairer method of distributing the council charge for using Eftpos. There will now be a flat fee for all things sold of 17%. This is much more acceptable than the 25% suggested previously.

**Three months to go !!! Get those projects finished.**



Gary Usher's Bowl





John Knowles  
F clamps



Mel's log and finish sample

Charlie's Bowl



## RAMBLINGS MAY 2014

This will be quick as I am getting ready to go to the showground and start the rent collection process. The Shoalhaven City council has asked the Shoalhaven Woodcraft Society and the Nowra Men's Shed to become volunteer collectors for the Nowra Showground; the council will allow the fees that are being collected by the volunteers to be used to improve or repair the facilities at the Nowra Showground Cottage. John and I will establish the procedures and then invite the other personnel to become involved. The council has provided a set of instructions, a receipt book and official name badges.

The new shed is finished and the council is going to issue an interim occupancy certificate for the shed until we have the storm water connected to the street drains. The ramp at the rear of the cottage is underway and the rear door has been widened; the council will not issue an occupancy certificate until the rear ramp including the guard rails is completed.

John and David have the planning for the wiring to the shed well underway and we expect that this will start in the next couple of weeks. Mel has ordered the paint for the shed floor and it is anticipated that this will be completed by the end of May. We still do not have a moving date but I anticipate it will be sometime in June or July.

The Shoalhaven Woodcraft Society has a signed lease with Crown Lands for the use of the Nowra Showground Cottage but unfortunately the Nowra Men's Shed do not; this means that we will have to undertake the mowing and the rent collection until their licence is finalised. The Nowra Spinners and Weavers also have a signed licence and they will start the cleaning roster for the cottage.

I asked David to produce a report on the plane tuning workshop held at Jims place on 3 May; David's report appears elsewhere in Treen Topics this month, as you will see David's report is well written and a welcome change from me droning on. I would like to thank Jim and Suzie for making us welcome on the day it is a lot of work for both of them to organise and run a workshop of this quality.

As I have mentioned before Bob is retiring from the role of publisher at the end of June and we will need somebody to replace him. On behalf of the

members of the society I would like to thank Bob for his efforts in publishing Treen Topics for well over ten years; I do not remember when he started this role.

**Greg Clark**

## How to enjoy the first cold days of winter!!!!

Last weekend was chilly to say the least!!! It was one of those weekends that make staying in bed a real temptation. Just switch the electric blanket back on and roll over.

Fortunately a group of woodies decided to resist temptation and rolled up, mostly on time, at Jims shed and workshop down at Falls Creek. Attending were Greg, John, Liz, Lasz, Errol and myself.

This was Jims training on Tuning a Hand plane (aka fettling a hand plane). Originally Jim used to teach sharpening and tuning together. However as Jim's expertise and depth of knowledge grew he was forced to break it in to 3 distinct modules and this was the second module so there were some familiar faces there plus a few more that should have been there.

Jim started out with a safety briefing and soon got into the subject proper. Jim makes things interesting and not only tells you what to do but also the logic behind it including how to measure 33.5 microns lots of laughs.

I have done Jim's sharpening and fettling courses at the Traditional Tools Group as well as at the Shoalhaven woodcraft and it seems like I learn something new every time. It is almost if I or at least my skills are being fettled.

Then comes the good part to make the cold weather disappear; coffee and tea on tap all day punctuated with a wide variety of biscuits.

All this while Queen Susie prepares for lunch. Frequently the Davey's put on a gourmet sausage luncheon but this day we got lucky. The choice of homemade vegetable soup or homemade pumpkin soup followed by bread rolls with deli fillings.

All this for \$10 for members and \$20 for visitors; Queen Susie when do you open 7 days??

The best part of the day was the comradie among woodies; priceless and no one suffered the cold weather.

**David Hire**

## ***Shoalhaven Woodcraft Society Inc.***

*The Shoalhaven Woodcraft Society Inc. was formed in 1987 and is Comprised of persons interested in understanding woodcraft and developing skills in its many and diverse forms.*

*The aims of the Society are to:*

- Foster a understanding and appreciation of woodcraft*
- Provide mutual advice, help and a problem solving forum.*
- Collaborate with other craft groups in the Shoalhaven.*
- Involve the families of “woodies” in social activities.*

### ***Your Committee***

<i>President:</i>	<i>Greg Clark</i>	<i>44 478 384</i>
<i>Vice President</i>	<i>Peter Jackson</i>	<i>44 236 153</i>
<i>Secretary:</i>	<i>Richard Hall</i>	<i>44 235 780</i>
<i>Treasurer:</i>	<i>Gordon Elford</i>	<i>44 214 397</i>
<i>Editor:</i>	<i>Peter Farrell</i>	<i>44 228 177</i>
<i>Committee:</i>	<i>Warwick Robinson</i>	<i>44 434 080</i>
	<i>Bob Turnbull</i>	<i>0412 333 477</i>
	<i>Mel Allen</i>	<i>0407 957 196</i>
	<i>Jim Davey</i>	<i>44 478 790</i>
<i>Men’s Shed Rep:</i>	<i>Don Parkinson</i>	<i>44 218 695</i>

#### ***Next Committee Meeting:***

*Nowra Showground Cottage  
7.30pm Wednesday 4th June 2014*



# TREEN TOPICS

*May 2014*



Post: PO Box 2163  
BOMADERRY NSW 2541

[www.shoalhavenwoodcraft.com.au](http://www.shoalhavenwoodcraft.com.au)

*Shoalhaven Woodcraft Society Inc.*

*Meetings: 3rd Wednesday of each month at 7.30pm*

*Nowra Technology High School. Moss St. Nowra*

*Secretary: P. O. Box 2163 Bomaderry 2541*



Bob Cooper  
Site 9 Caravan Park Denisen Street  
Gloucester NSW 2422

## TREEN TOPICS MAY 2014

### April Meeting

The topic for the night was your favourite finish and Melissa kicked it off with a general overview of the subject with her own method thrown in. Whether it was the subject of finishing or what we don't know but there were an amazing number of participants on finishing and show and tell combined. It was very pleasing to see so many members taking part.

**Garry Usher** showed a nice natural edge turned bowl brown and yellow in colour. It was generally thought that it was gidgee.

**Melissa** had a small log which came from Western Australia which was quite heavy. Without seeing the grain of the wood it was difficult to identify the species.

**Charlie Hillen** turned a bowl from snappy gum which may also have come from WA. It grows on sand dunes and as suggested by its name, it does snap easily. It is sought after by desert travellers as good firewood.

**Charlie** also had an apple which he had turned from spotted gum. It featured a fitted lid and a realistic stem.

**Peter Farrell** found the root of a fig tree which had grown in a narrow crack in a rock. This had given it a flat shape instead of the usual round one. He spent a few days cleaning and polishing it and will be making a stand on which to display it.

At the March meeting **Cec Butler** had two lumps of merbau which he thought he had no use for. **Gordon** took one of them and turned a large urn from it. He said that it was very difficult to hollow out because of its hardness.

Replacing the lattice type air conditioning vents in the ceiling was no problem to **Gordon**. The originals were made from plastic and are now difficult to get. About 450mm square and divided into 25mm lattice squares means that there are hundreds of small joints to be cut. He devised a method using plywood and his table saw to cut bridge joints to produce a very acceptable alternative to the original.

**John Knowles** made two F clamps from Jarrah and pine using cam levers to lock them instead of a screw. He said that shellac is his favoured finish. He also had a tin of red oil which dries clear with a matt finish and is easy to use.

**Erle Bartlett** again showed he is something of a dark horse when it comes to woodwork. He showed us a lovely timber whistle made from birds eye maple with a super glue finish. As he was returning to his seat Greg asked could he play it and he obliged with a very respectable rendition of a small tune.

**Warwick Robinson** is a fan of Danish oil and its ease of application. He uses a fine sourer to apply it and wipes it off almost straight away with paper towel. Three coats are usually sufficient.

**Jim Davey** was last up to tell us that he has no particular favourite finish. Rather, he considers where the item is to spend its life and the micro climate it will encounter. This governs the finish he will use and is a very rational method of making that decision.



Charlie Hillen's Apple



Peter's Mystical log

## Spray Painting Workshop

One of the best woodworkers in the area in Phil Gould will be running this workshop and demonstration. It will be held at his premises *Allwood Specialty Timbers* at the bottom end of Geary Place, North Nowra on Saturday 24<sup>th</sup> May. Contact Greg if you want to join the list of those going along.

## Creative Moments


Further to the article last month about the commission to be charged, there is some good news. The committee have come up with a much fairer method of distributing the council charge for using Eftpos. There will now be a flat fee for all things sold of 17%. This is much more acceptable than the 25% suggested previously.

**Three months to go !!! Get those projects finished.**



Gary Usher's Bowl





John Knowles  
F clamps



Mel's log and finish sample



Charlie's Bowl



## RAMBLINGS MAY 2014

This will be quick as I am getting ready to go to the showground and start the rent collection process. The Shoalhaven City council has asked the Shoalhaven Woodcraft Society and the Nowra Men's Shed to become volunteer collectors for the Nowra Showground; the council will allow the fees that are being collected by the volunteers to be used to improve or repair the facilities at the Nowra Showground Cottage. John and I will establish the procedures and then invite the other personnel to become involved. The council has provided a set of instructions, a receipt book and official name badges.

The new shed is finished and the council is going to issue an interim occupancy certificate for the shed until we have the storm water connected to the street drains. The ramp at the rear of the cottage is underway and the rear door has been widened; the council will not issue an occupancy certificate until the rear ramp including the guard rails is completed.

John and David have the planning for the wiring to the shed well underway and we expect that this will start in the next couple of weeks. Mel has ordered the paint for the shed floor and it is anticipated that this will be completed by the end of May. We still do not have a moving date but I anticipate it will be sometime in June or July.

The Shoalhaven Woodcraft Society has a signed lease with Crown Lands for the use of the Nowra Showground Cottage but unfortunately the Nowra Men's Shed do not; this means that we will have to undertake the mowing and the rent collection until their licence is finalised. The Nowra Spinners and Weavers also have a signed licence and they will start the cleaning roster for the cottage.

I asked David to produce a report on the plane tuning workshop held at Jims place on 3 May; David's report appears elsewhere in Treen Topics this month, as you will see David's report is well written and a welcome change from me droning on. I would like to thank Jim and Suzie for making us welcome on the day it is a lot of work for both of them to organise and run a workshop of this quality.

As I have mentioned before Bob is retiring from the role of publisher at the end of June and we will need somebody to replace him. On behalf of the

members of the society I would like to thank Bob for his efforts in publishing Treen Topics for well over ten years; I do not remember when he started this role.

**Greg Clark**

## How to enjoy the first cold days of winter!!!!

Last weekend was chilly to say the least!!! It was one of those weekends that make staying in bed a real temptation. Just switch the electric blanket back on and roll over.

Fortunately a group of woodies decided to resist temptation and rolled up, mostly on time, at Jims shed and workshop down at Falls Creek. Attending were Greg, John, Liz, Lasz, Errol and myself.

This was Jims training on Tuning a Hand plane (aka fettling a hand plane). Originally Jim used to teach sharpening and tuning together. However as Jim's expertise and depth of knowledge grew he was forced to break it in to 3 distinct modules and this was the second module so there were some familiar faces there plus a few more that should have been there.

Jim started out with a safety briefing and soon got into the subject proper. Jim makes things interesting and not only tells you what to do but also the logic behind it including how to measure 33.5 microns lots of laughs.

I have done Jim's sharpening and fettling courses at the Traditional Tools Group as well as at the Shoalhaven woodcraft and it seems like I learn something new every time. It is almost if I or at least my skills are being fettled.

Then comes the good part to make the cold weather disappear; coffee and tea on tap all day punctuated with a wide variety of biscuits.

All this while Queen Susie prepares for lunch. Frequently the Davey's put on a gourmet sausage luncheon but this day we got lucky. The choice of homemade vegetable soup or homemade pumpkin soup followed by bread rolls with deli fillings.

All this for \$10 for members and \$20 for visitors; Queen Susie when do you open 7 days??

The best part of the day was the comradie among woodies; priceless and no one suffered the cold weather.

**David Hire**

## ***Shoalhaven Woodcraft Society Inc.***

*The Shoalhaven Woodcraft Society Inc. was formed in 1987 and is Comprised of persons interested in understanding woodcraft and developing skills in its many and diverse forms.*

*The aims of the Society are to:*

- Foster a understanding and appreciation of woodcraft*
- Provide mutual advice, help and a problem solving forum.*
- Collaborate with other craft groups in the Shoalhaven.*
- Involve the families of “woodies” in social activities.*

### ***Your Committee***

<i>President:</i>	<i>Greg Clark</i>	<i>44 478 384</i>
<i>Vice President</i>	<i>Peter Jackson</i>	<i>44 236 153</i>
<i>Secretary:</i>	<i>Richard Hall</i>	<i>44 235 780</i>
<i>Treasurer:</i>	<i>Gordon Elford</i>	<i>44 214 397</i>
<i>Editor:</i>	<i>Peter Farrell</i>	<i>44 228 177</i>
<i>Committee:</i>	<i>Warwick Robinson</i>	<i>44 434 080</i>
	<i>Bob Turnbull</i>	<i>0412 333 477</i>
	<i>Mel Allen</i>	<i>0407 957 196</i>
	<i>Jim Davey</i>	<i>44 478 790</i>
<i>Men’s Shed Rep:</i>	<i>Don Parkinson</i>	<i>44 218 695</i>

#### ***Next Committee Meeting:***

*Nowra Showground Cottage  
7.30pm Wednesday 4th June 2014*



# TREEN TOPICS

*May 2014*



Post: PO Box 2163  
BOMADERRY NSW 2541

[www.shoalhavenwoodcraft.com.au](http://www.shoalhavenwoodcraft.com.au)

*Shoalhaven Woodcraft Society Inc.*

*Meetings: 3rd Wednesday of each month at 7.30pm*

*Nowra Technology High School. Moss St. Nowra*

*Secretary: P. O. Box 2163 Bomaderry 2541*



Gordon Elford  
6 Ringbalin Crescent  
Bomaderry NSW 2540

## TREEN TOPICS MAY 2014

### April Meeting

The topic for the night was your favourite finish and Melissa kicked it off with a general overview of the subject with her own method thrown in. Whether it was the subject of finishing or what we don't know but there were an amazing number of participants on finishing and show and tell combined. It was very pleasing to see so many members taking part.

**Garry Usher** showed a nice natural edge turned bowl brown and yellow in colour. It was generally thought that it was gidgee.

**Melissa** had a small log which came from Western Australia which was quite heavy. Without seeing the grain of the wood it was difficult to identify the species.

**Charlie Hillen** turned a bowl from snappy gum which may also have come from WA. It grows on sand dunes and as suggested by its name, it does snap easily. It is sought after by desert travellers as good firewood.

**Charlie** also had an apple which he had turned from spotted gum. It featured a fitted lid and a realistic stem.

**Peter Farrell** found the root of a fig tree which had grown in a narrow crack in a rock. This had given it a flat shape instead of the usual round one. He spent a few days cleaning and polishing it and will be making a stand on which to display it.

At the March meeting **Cec Butler** had two lumps of merbau which he thought he had no use for. **Gordon** took one of them and turned a large urn from it. He said that it was very difficult to hollow out because of its hardness.

Replacing the lattice type air conditioning vents in the ceiling was no problem to **Gordon**. The originals were made from plastic and are now difficult to get. About 450mm square and divided into 25mm lattice squares means that there are hundreds of small joints to be cut. He devised a method using plywood and his table saw to cut bridge joints to produce a very acceptable alternative to the original.

**John Knowles** made two F clamps from Jarrah and pine using cam levers to lock them instead of a screw. He said that shellac is his favoured finish. He also had a tin of red oil which dries clear with a matt finish and is easy to use.

**Erle Bartlett** again showed he is something of a dark horse when it comes to woodwork. He showed us a lovely timber whistle made from birds eye maple with a super glue finish. As he was returning to his seat Greg asked could he play it and he obliged with a very respectable rendition of a small tune.

**Warwick Robinson** is a fan of Danish oil and its ease of application. He uses a fine sourer to apply it and wipes it off almost straight away with paper towel. Three coats are usually sufficient.

**Jim Davey** was last up to tell us that he has no particular favourite finish. Rather, he considers where the item is to spend its life and the micro climate it will encounter. This governs the finish he will use and is a very rational method of making that decision.



Charlie Hillen's Apple



Peter's Mystical log

## Spray Painting Workshop

One of the best woodworkers in the area in Phil Gould will be running this workshop and demonstration. It will be held at his premises *Allwood Specialty Timbers* at the bottom end of Geary Place, North Nowra on Saturday 24<sup>th</sup> May. Contact Greg if you want to join the list of those going along.

## Creative Moments


Further to the article last month about the commission to be charged, there is some good news. The committee have come up with a much fairer method of distributing the council charge for using Eftpos. There will now be a flat fee for all things sold of 17%. This is much more acceptable than the 25% suggested previously.

**Three months to go !!! Get those projects finished.**



Gary Usher's Bowl





John Knowles  
F clamps



Mel's log and finish sample

Charlie's Bowl



## RAMBLINGS MAY 2014

This will be quick as I am getting ready to go to the showground and start the rent collection process. The Shoalhaven City council has asked the Shoalhaven Woodcraft Society and the Nowra Men's Shed to become volunteer collectors for the Nowra Showground; the council will allow the fees that are being collected by the volunteers to be used to improve or repair the facilities at the Nowra Showground Cottage. John and I will establish the procedures and then invite the other personnel to become involved. The council has provided a set of instructions, a receipt book and official name badges.

The new shed is finished and the council is going to issue an interim occupancy certificate for the shed until we have the storm water connected to the street drains. The ramp at the rear of the cottage is underway and the rear door has been widened; the council will not issue an occupancy certificate until the rear ramp including the guard rails is completed.

John and David have the planning for the wiring to the shed well underway and we expect that this will start in the next couple of weeks. Mel has ordered the paint for the shed floor and it is anticipated that this will be completed by the end of May. We still do not have a moving date but I anticipate it will be sometime in June or July.

The Shoalhaven Woodcraft Society has a signed lease with Crown Lands for the use of the Nowra Showground Cottage but unfortunately the Nowra Men's Shed do not; this means that we will have to undertake the mowing and the rent collection until their licence is finalised. The Nowra Spinners and Weavers also have a signed licence and they will start the cleaning roster for the cottage.

I asked David to produce a report on the plane tuning workshop held at Jims place on 3 May; David's report appears elsewhere in Treen Topics this month, as you will see David's report is well written and a welcome change from me droning on. I would like to thank Jim and Suzie for making us welcome on the day it is a lot of work for both of them to organise and run a workshop of this quality.

As I have mentioned before Bob is retiring from the role of publisher at the end of June and we will need somebody to replace him. On behalf of the

members of the society I would like to thank Bob for his efforts in publishing Treen Topics for well over ten years; I do not remember when he started this role.

**Greg Clark**

## How to enjoy the first cold days of winter!!!!

Last weekend was chilly to say the least!!! It was one of those weekends that make staying in bed a real temptation. Just switch the electric blanket back on and roll over.

Fortunately a group of woodies decided to resist temptation and rolled up, mostly on time, at Jims shed and workshop down at Falls Creek. Attending were Greg, John, Liz, Lasz, Errol and myself.

This was Jims training on Tuning a Hand plane (aka fettling a hand plane). Originally Jim used to teach sharpening and tuning together. However as Jim's expertise and depth of knowledge grew he was forced to break it in to 3 distinct modules and this was the second module so there were some familiar faces there plus a few more that should have been there.

Jim started out with a safety briefing and soon got into the subject proper. Jim makes things interesting and not only tells you what to do but also the logic behind it including how to measure 33.5 microns lots of laughs.

I have done Jim's sharpening and fettling courses at the Traditional Tools Group as well as at the Shoalhaven woodcraft and it seems like I learn something new every time. It is almost if I or at least my skills are being fettled.

Then comes the good part to make the cold weather disappear; coffee and tea on tap all day punctuated with a wide variety of biscuits.

All this while Queen Susie prepares for lunch. Frequently the Davey's put on a gourmet sausage luncheon but this day we got lucky. The choice of homemade vegetable soup or homemade pumpkin soup followed by bread rolls with deli fillings.

All this for \$10 for members and \$20 for visitors; Queen Susie when do you open 7 days??

The best part of the day was the comradie among woodies; priceless and no one suffered the cold weather.

**David Hire**

## ***Shoalhaven Woodcraft Society Inc.***

*The Shoalhaven Woodcraft Society Inc. was formed in 1987 and is Comprised of persons interested in understanding woodcraft and developing skills in its many and diverse forms.*

*The aims of the Society are to:*

- Foster a understanding and appreciation of woodcraft*
- Provide mutual advice, help and a problem solving forum.*
- Collaborate with other craft groups in the Shoalhaven.*
- Involve the families of “woodies” in social activities.*

### ***Your Committee***

<i>President:</i>	<i>Greg Clark</i>	<i>44 478 384</i>
<i>Vice President</i>	<i>Peter Jackson</i>	<i>44 236 153</i>
<i>Secretary:</i>	<i>Richard Hall</i>	<i>44 235 780</i>
<i>Treasurer:</i>	<i>Gordon Elford</i>	<i>44 214 397</i>
<i>Editor:</i>	<i>Peter Farrell</i>	<i>44 228 177</i>
<i>Committee:</i>	<i>Warwick Robinson</i>	<i>44 434 080</i>
	<i>Bob Turnbull</i>	<i>0412 333 477</i>
	<i>Mel Allen</i>	<i>0407 957 196</i>
	<i>Jim Davey</i>	<i>44 478 790</i>
<i>Men’s Shed Rep:</i>	<i>Don Parkinson</i>	<i>44 218 695</i>

#### ***Next Committee Meeting:***

*Nowra Showground Cottage  
7.30pm Wednesday 4th June 2014*



# TREEN TOPICS

*May 2014*



Post: PO Box 2163  
BOMADERRY NSW 2541

[www.shoalhavenwoodcraft.com.au](http://www.shoalhavenwoodcraft.com.au)

*Shoalhaven Woodcraft Society Inc.*

*Meetings: 3rd Wednesday of each month at 7.30pm*

*Nowra Technology High School. Moss St. Nowra*

*Secretary: P. O. Box 2163 Bomaderry 2541*



John Goodger  
21/146 Plunkett Street  
Nowra NSW 2541

## TREEN TOPICS MAY 2014

### April Meeting

The topic for the night was your favourite finish and Melissa kicked it off with a general overview of the subject with her own method thrown in. Whether it was the subject of finishing or what we don't know but there were an amazing number of participants on finishing and show and tell combined. It was very pleasing to see so many members taking part.

**Garry Usher** showed a nice natural edge turned bowl brown and yellow in colour. It was generally thought that it was gidgee.

**Melissa** had a small log which came from Western Australia which was quite heavy. Without seeing the grain of the wood it was difficult to identify the species.

**Charlie Hillen** turned a bowl from snappy gum which may also have come from WA. It grows on sand dunes and as suggested by its name, it does snap easily. It is sought after by desert travellers as good firewood.

**Charlie** also had an apple which he had turned from spotted gum. It featured a fitted lid and a realistic stem.

**Peter Farrell** found the root of a fig tree which had grown in a narrow crack in a rock. This had given it a flat shape instead of the usual round one. He spent a few days cleaning and polishing it and will be making a stand on which to display it.

At the March meeting **Cec Butler** had two lumps of merbau which he thought he had no use for. **Gordon** took one of them and turned a large urn from it. He said that it was very difficult to hollow out because of its hardness.

Replacing the lattice type air conditioning vents in the ceiling was no problem to **Gordon**. The originals were made from plastic and are now difficult to get. About 450mm square and divided into 25mm lattice squares means that there are hundreds of small joints to be cut. He devised a method using plywood and his table saw to cut bridge joints to produce a very acceptable alternative to the original.

**John Knowles** made two F clamps from Jarrah and pine using cam levers to lock them instead of a screw. He said that shellac is his favoured finish. He also had a tin of red oil which dries clear with a matt finish and is easy to use.

**Erle Bartlett** again showed he is something of a dark horse when it comes to woodwork. He showed us a lovely timber whistle made from birds eye maple with a super glue finish. As he was returning to his seat Greg asked could he play it and he obliged with a very respectable rendition of a small tune.

**Warwick Robinson** is a fan of Danish oil and its ease of application. He uses a fine sourer to apply it and wipes it off almost straight away with paper towel. Three coats are usually sufficient.

**Jim Davey** was last up to tell us that he has no particular favourite finish. Rather, he considers where the item is to spend its life and the micro climate it will encounter. This governs the finish he will use and is a very rational method of making that decision.



Charlie Hillen's Apple



Peter's Mystical log

## Spray Painting Workshop

One of the best woodworkers in the area in Phil Gould will be running this workshop and demonstration. It will be held at his premises *Allwood Specialty Timbers* at the bottom end of Geary Place, North Nowra on Saturday 24<sup>th</sup> May. Contact Greg if you want to join the list of those going along.

## Creative Moments


Further to the article last month about the commission to be charged, there is some good news. The committee have come up with a much fairer method of distributing the council charge for using Eftpos. There will now be a flat fee for all things sold of 17%. This is much more acceptable than the 25% suggested previously.

**Three months to go !!! Get those projects finished.**



Gary Usher's Bowl





John Knowles  
F clamps



Mel's log and finish sample

Charlie's Bowl



## RAMBLINGS MAY 2014

This will be quick as I am getting ready to go to the showground and start the rent collection process. The Shoalhaven City council has asked the Shoalhaven Woodcraft Society and the Nowra Men's Shed to become volunteer collectors for the Nowra Showground; the council will allow the fees that are being collected by the volunteers to be used to improve or repair the facilities at the Nowra Showground Cottage. John and I will establish the procedures and then invite the other personnel to become involved. The council has provided a set of instructions, a receipt book and official name badges.

The new shed is finished and the council is going to issue an interim occupancy certificate for the shed until we have the storm water connected to the street drains. The ramp at the rear of the cottage is underway and the rear door has been widened; the council will not issue an occupancy certificate until the rear ramp including the guard rails is completed.

John and David have the planning for the wiring to the shed well underway and we expect that this will start in the next couple of weeks. Mel has ordered the paint for the shed floor and it is anticipated that this will be completed by the end of May. We still do not have a moving date but I anticipate it will be sometime in June or July.

The Shoalhaven Woodcraft Society has a signed lease with Crown Lands for the use of the Nowra Showground Cottage but unfortunately the Nowra Men's Shed do not; this means that we will have to undertake the mowing and the rent collection until their licence is finalised. The Nowra Spinners and Weavers also have a signed licence and they will start the cleaning roster for the cottage.

I asked David to produce a report on the plane tuning workshop held at Jims place on 3 May; David's report appears elsewhere in Treen Topics this month, as you will see David's report is well written and a welcome change from me droning on. I would like to thank Jim and Suzie for making us welcome on the day it is a lot of work for both of them to organise and run a workshop of this quality.

As I have mentioned before Bob is retiring from the role of publisher at the end of June and we will need somebody to replace him. On behalf of the

members of the society I would like to thank Bob for his efforts in publishing Treen Topics for well over ten years; I do not remember when he started this role.

**Greg Clark**

## How to enjoy the first cold days of winter!!!!

Last weekend was chilly to say the least!!! It was one of those weekends that make staying in bed a real temptation. Just switch the electric blanket back on and roll over.

Fortunately a group of woodies decided to resist temptation and rolled up, mostly on time, at Jims shed and workshop down at Falls Creek. Attending were Greg, John, Liz, Lasz, Errol and myself.

This was Jims training on Tuning a Hand plane (aka fettling a hand plane). Originally Jim used to teach sharpening and tuning together. However as Jim's expertise and depth of knowledge grew he was forced to break it in to 3 distinct modules and this was the second module so there were some familiar faces there plus a few more that should have been there.

Jim started out with a safety briefing and soon got into the subject proper. Jim makes things interesting and not only tells you what to do but also the logic behind it including how to measure 33.5 microns lots of laughs.

I have done Jim's sharpening and fettling courses at the Traditional Tools Group as well as at the Shoalhaven woodcraft and it seems like I learn something new every time. It is almost if I or at least my skills are being fettled.

Then comes the good part to make the cold weather disappear; coffee and tea on tap all day punctuated with a wide variety of biscuits.

All this while Queen Susie prepares for lunch. Frequently the Davey's put on a gourmet sausage luncheon but this day we got lucky. The choice of homemade vegetable soup or homemade pumpkin soup followed by bread rolls with deli fillings.

All this for \$10 for members and \$20 for visitors; Queen Susie when do you open 7 days??

The best part of the day was the comradie among woodies; priceless and no one suffered the cold weather.

**David Hire**

## ***Shoalhaven Woodcraft Society Inc.***

*The Shoalhaven Woodcraft Society Inc. was formed in 1987 and is Comprised of persons interested in understanding woodcraft and developing skills in its many and diverse forms.*

*The aims of the Society are to:*

- Foster a understanding and appreciation of woodcraft*
- Provide mutual advice, help and a problem solving forum.*
- Collaborate with other craft groups in the Shoalhaven.*
- Involve the families of “woodies” in social activities.*

### ***Your Committee***

<i>President:</i>	<i>Greg Clark</i>	<i>44 478 384</i>
<i>Vice President</i>	<i>Peter Jackson</i>	<i>44 236 153</i>
<i>Secretary:</i>	<i>Richard Hall</i>	<i>44 235 780</i>
<i>Treasurer:</i>	<i>Gordon Elford</i>	<i>44 214 397</i>
<i>Editor:</i>	<i>Peter Farrell</i>	<i>44 228 177</i>
<i>Committee:</i>	<i>Warwick Robinson</i>	<i>44 434 080</i>
	<i>Bob Turnbull</i>	<i>0412 333 477</i>
	<i>Mel Allen</i>	<i>0407 957 196</i>
	<i>Jim Davey</i>	<i>44 478 790</i>
<i>Men’s Shed Rep:</i>	<i>Don Parkinson</i>	<i>44 218 695</i>

#### ***Next Committee Meeting:***

*Nowra Showground Cottage  
7.30pm Wednesday 4th June 2014*



# TREEN TOPICS

*May 2014*



Post: PO Box 2163  
BOMADERRY NSW 2541

[www.shoalhavenwoodcraft.com.au](http://www.shoalhavenwoodcraft.com.au)

*Shoalhaven Woodcraft Society Inc.*

*Meetings: 3rd Wednesday of each month at 7.30pm*

*Nowra Technology High School. Moss St. Nowra*

*Secretary: P. O. Box 2163 Bomaderry 2541*



George Gray  
616 Woodhill Mountain Road  
Woodhill NSW 2535

## TREEN TOPICS MAY 2014

### April Meeting

The topic for the night was your favourite finish and Melissa kicked it off with a general overview of the subject with her own method thrown in. Whether it was the subject of finishing or what we don't know but there were an amazing number of participants on finishing and show and tell combined. It was very pleasing to see so many members taking part.

**Garry Usher** showed a nice natural edge turned bowl brown and yellow in colour. It was generally thought that it was gidgee.

**Melissa** had a small log which came from Western Australia which was quite heavy. Without seeing the grain of the wood it was difficult to identify the species.

**Charlie Hillen** turned a bowl from snappy gum which may also have come from WA. It grows on sand dunes and as suggested by its name, it does snap easily. It is sought after by desert travellers as good firewood.

**Charlie** also had an apple which he had turned from spotted gum. It featured a fitted lid and a realistic stem.

**Peter Farrell** found the root of a fig tree which had grown in a narrow crack in a rock. This had given it a flat shape instead of the usual round one. He spent a few days cleaning and polishing it and will be making a stand on which to display it.

At the March meeting **Cec Butler** had two lumps of merbau which he thought he had no use for. **Gordon** took one of them and turned a large urn from it. He said that it was very difficult to hollow out because of its hardness.

Replacing the lattice type air conditioning vents in the ceiling was no problem to **Gordon**. The originals were made from plastic and are now difficult to get. About 450mm square and divided into 25mm lattice squares means that there are hundreds of small joints to be cut. He devised a method using plywood and his table saw to cut bridge joints to produce a very acceptable alternative to the original.

**John Knowles** made two F clamps from Jarrah and pine using cam levers to lock them instead of a screw. He said that shellac is his favoured finish. He also had a tin of red oil which dries clear with a matt finish and is easy to use.

**Erle Bartlett** again showed he is something of a dark horse when it comes to woodwork. He showed us a lovely timber whistle made from birds eye maple with a super glue finish. As he was returning to his seat Greg asked could he play it and he obliged with a very respectable rendition of a small tune.

**Warwick Robinson** is a fan of Danish oil and its ease of application. He uses a fine sourer to apply it and wipes it off almost straight away with paper towel. Three coats are usually sufficient.

**Jim Davey** was last up to tell us that he has no particular favourite finish. Rather, he considers where the item is to spend its life and the micro climate it will encounter. This governs the finish he will use and is a very rational method of making that decision.



Charlie Hillen's Apple



Peter's Mystical log

## Spray Painting Workshop

One of the best woodworkers in the area in Phil Gould will be running this workshop and demonstration. It will be held at his premises *Allwood Specialty Timbers* at the bottom end of Geary Place, North Nowra on Saturday 24<sup>th</sup> May. Contact Greg if you want to join the list of those going along.

## Creative Moments


Further to the article last month about the commission to be charged, there is some good news. The committee have come up with a much fairer method of distributing the council charge for using Eftpos. There will now be a flat fee for all things sold of 17%. This is much more acceptable than the 25% suggested previously.

**Three months to go !!! Get those projects finished.**



Gary Usher's Bowl





John Knowles  
F clamps



Mel's log and finish sample



Charlie's Bowl



## RAMBLINGS MAY 2014

This will be quick as I am getting ready to go to the showground and start the rent collection process. The Shoalhaven City council has asked the Shoalhaven Woodcraft Society and the Nowra Men's Shed to become volunteer collectors for the Nowra Showground; the council will allow the fees that are being collected by the volunteers to be used to improve or repair the facilities at the Nowra Showground Cottage. John and I will establish the procedures and then invite the other personnel to become involved. The council has provided a set of instructions, a receipt book and official name badges.

The new shed is finished and the council is going to issue an interim occupancy certificate for the shed until we have the storm water connected to the street drains. The ramp at the rear of the cottage is underway and the rear door has been widened; the council will not issue an occupancy certificate until the rear ramp including the guard rails is completed.

John and David have the planning for the wiring to the shed well underway and we expect that this will start in the next couple of weeks. Mel has ordered the paint for the shed floor and it is anticipated that this will be completed by the end of May. We still do not have a moving date but I anticipate it will be sometime in June or July.

The Shoalhaven Woodcraft Society has a signed lease with Crown Lands for the use of the Nowra Showground Cottage but unfortunately the Nowra Men's Shed do not; this means that we will have to undertake the mowing and the rent collection until their licence is finalised. The Nowra Spinners and Weavers also have a signed licence and they will start the cleaning roster for the cottage.

I asked David to produce a report on the plane tuning workshop held at Jims place on 3 May; David's report appears elsewhere in Treen Topics this month, as you will see David's report is well written and a welcome change from me droning on. I would like to thank Jim and Suzie for making us welcome on the day it is a lot of work for both of them to organise and run a workshop of this quality.

As I have mentioned before Bob is retiring from the role of publisher at the end of June and we will need somebody to replace him. On behalf of the

members of the society I would like to thank Bob for his efforts in publishing Treen Topics for well over ten years; I do not remember when he started this role.

**Greg Clark**

## How to enjoy the first cold days of winter!!!!

Last weekend was chilly to say the least!!! It was one of those weekends that make staying in bed a real temptation. Just switch the electric blanket back on and roll over.

Fortunately a group of woodies decided to resist temptation and rolled up, mostly on time, at Jims shed and workshop down at Falls Creek. Attending were Greg, John, Liz, Lasz, Errol and myself.

This was Jims training on Tuning a Hand plane (aka fettling a hand plane). Originally Jim used to teach sharpening and tuning together. However as Jim's expertise and depth of knowledge grew he was forced to break it in to 3 distinct modules and this was the second module so there were some familiar faces there plus a few more that should have been there.

Jim started out with a safety briefing and soon got into the subject proper. Jim makes things interesting and not only tells you what to do but also the logic behind it including how to measure 33.5 microns lots of laughs.

I have done Jim's sharpening and fettling courses at the Traditional Tools Group as well as at the Shoalhaven woodcraft and it seems like I learn something new every time. It is almost if I or at least my skills are being fettled.

Then comes the good part to make the cold weather disappear; coffee and tea on tap all day punctuated with a wide variety of biscuits.

All this while Queen Susie prepares for lunch. Frequently the Davey's put on a gourmet sausage luncheon but this day we got lucky. The choice of homemade vegetable soup or homemade pumpkin soup followed by bread rolls with deli fillings.

All this for \$10 for members and \$20 for visitors; Queen Susie when do you open 7 days??

The best part of the day was the comradie among woodies; priceless and no one suffered the cold weather.

**David Hire**

## ***Shoalhaven Woodcraft Society Inc.***

*The Shoalhaven Woodcraft Society Inc. was formed in 1987 and is Comprised of persons interested in understanding woodcraft and developing skills in its many and diverse forms.*

*The aims of the Society are to:*

- *Foster a understanding and appreciation of woodcraft*
- *Provide mutual advice, help and a problem solving forum.*
- *Collaborate with other craft groups in the Shoalhaven.*
- *Involve the families of “woodies” in social activities.*

### ***Your Committee***

<i>President:</i>	<i>Greg Clark</i>	<i>44 478 384</i>
<i>Vice President</i>	<i>Peter Jackson</i>	<i>44 236 153</i>
<i>Secretary:</i>	<i>Richard Hall</i>	<i>44 235 780</i>
<i>Treasurer:</i>	<i>Gordon Elford</i>	<i>44 214 397</i>
<i>Editor:</i>	<i>Peter Farrell</i>	<i>44 228 177</i>
<i>Committee:</i>	<i>Warwick Robinson</i>	<i>44 434 080</i>
	<i>Bob Turnbull</i>	<i>0412 333 477</i>
	<i>Mel Allen</i>	<i>0407 957 196</i>
	<i>Jim Davey</i>	<i>44 478 790</i>
<i>Men’s Shed Rep:</i>	<i>Don Parkinson</i>	<i>44 218 695</i>

#### ***Next Committee Meeting:***

*Nowra Showground Cottage  
7.30pm Wednesday 4th June 2014*



# TREEN TOPICS

*May 2014*



Post: PO Box 2163  
BOMADERRY NSW 2541

[www.shoalhavenwoodcraft.com.au](http://www.shoalhavenwoodcraft.com.au)

*Shoalhaven Woodcraft Society Inc.*

*Meetings: 3rd Wednesday of each month at 7.30pm*

*Nowra Technology High School. Moss St. Nowra*

*Secretary: P. O. Box 2163 Bomaderry 2541*



Michael Mulquiney

PO Box 49

Shoalhaven Heads NSW 2535

## TREEN TOPICS MAY 2014

### April Meeting

The topic for the night was your favourite finish and Melissa kicked it off with a general overview of the subject with her own method thrown in. Whether it was the subject of finishing or what we don't know but there were an amazing number of participants on finishing and show and tell combined. It was very pleasing to see so many members taking part.

**Garry Usher** showed a nice natural edge turned bowl brown and yellow in colour. It was generally thought that it was gidgee.

**Melissa** had a small log which came from Western Australia which was quite heavy. Without seeing the grain of the wood it was difficult to identify the species.

**Charlie Hillen** turned a bowl from snappy gum which may also have come from WA. It grows on sand dunes and as suggested by its name, it does snap easily. It is sought after by desert travellers as good firewood.

**Charlie** also had an apple which he had turned from spotted gum. It featured a fitted lid and a realistic stem.

**Peter Farrell** found the root of a fig tree which had grown in a narrow crack in a rock. This had given it a flat shape instead of the usual round one. He spent a few days cleaning and polishing it and will be making a stand on which to display it.

At the March meeting **Cec Butler** had two lumps of merbau which he thought he had no use for. **Gordon** took one of them and turned a large urn from it. He said that it was very difficult to hollow out because of its hardness.

Replacing the lattice type air conditioning vents in the ceiling was no problem to **Gordon**. The originals were made from plastic and are now difficult to get. About 450mm square and divided into 25mm lattice squares means that there are hundreds of small joints to be cut. He devised a method using plywood and his table saw to cut bridge joints to produce a very acceptable alternative to the original.

**John Knowles** made two F clamps from Jarrah and pine using cam levers to lock them instead of a screw. He said that shellac is his favoured finish. He also had a tin of red oil which dries clear with a matt finish and is easy to use.

**Erle Bartlett** again showed he is something of a dark horse when it comes to woodwork. He showed us a lovely timber whistle made from birds eye maple with a super glue finish. As he was returning to his seat Greg asked could he play it and he obliged with a very respectable rendition of a small tune.

**Warwick Robinson** is a fan of Danish oil and its ease of application. He uses a fine sourer to apply it and wipes it off almost straight away with paper towel. Three coats are usually sufficient.

**Jim Davey** was last up to tell us that he has no particular favourite finish. Rather, he considers where the item is to spend its life and the micro climate it will encounter. This governs the finish he will use and is a very rational method of making that decision.



Charlie Hillen's Apple



Peter's Mystical log

## Spray Painting Workshop

One of the best woodworkers in the area in Phil Gould will be running this workshop and demonstration. It will be held at his premises *Allwood Specialty Timbers* at the bottom end of Geary Place, North Nowra on Saturday 24<sup>th</sup> May. Contact Greg if you want to join the list of those going along.

## Creative Moments


Further to the article last month about the commission to be charged, there is some good news. The committee have come up with a much fairer method of distributing the council charge for using Eftpos. There will now be a flat fee for all things sold of 17%. This is much more acceptable than the 25% suggested previously.

**Three months to go !!! Get those projects finished.**



Gary Usher's Bowl





John Knowles  
F clamps



Mel's log and finish sample



Charlie's Bowl



## RAMBLINGS MAY 2014

This will be quick as I am getting ready to go to the showground and start the rent collection process. The Shoalhaven City council has asked the Shoalhaven Woodcraft Society and the Nowra Men's Shed to become volunteer collectors for the Nowra Showground; the council will allow the fees that are being collected by the volunteers to be used to improve or repair the facilities at the Nowra Showground Cottage. John and I will establish the procedures and then invite the other personnel to become involved. The council has provided a set of instructions, a receipt book and official name badges.

The new shed is finished and the council is going to issue an interim occupancy certificate for the shed until we have the storm water connected to the street drains. The ramp at the rear of the cottage is underway and the rear door has been widened; the council will not issue an occupancy certificate until the rear ramp including the guard rails is completed.

John and David have the planning for the wiring to the shed well underway and we expect that this will start in the next couple of weeks. Mel has ordered the paint for the shed floor and it is anticipated that this will be completed by the end of May. We still do not have a moving date but I anticipate it will be sometime in June or July.

The Shoalhaven Woodcraft Society has a signed lease with Crown Lands for the use of the Nowra Showground Cottage but unfortunately the Nowra Men's Shed do not; this means that we will have to undertake the mowing and the rent collection until their licence is finalised. The Nowra Spinners and Weavers also have a signed licence and they will start the cleaning roster for the cottage.

I asked David to produce a report on the plane tuning workshop held at Jims place on 3 May; David's report appears elsewhere in Treen Topics this month, as you will see David's report is well written and a welcome change from me droning on. I would like to thank Jim and Suzie for making us welcome on the day it is a lot of work for both of them to organise and run a workshop of this quality.

As I have mentioned before Bob is retiring from the role of publisher at the end of June and we will need somebody to replace him. On behalf of the

members of the society I would like to thank Bob for his efforts in publishing Treen Topics for well over ten years; I do not remember when he started this role.

**Greg Clark**

## How to enjoy the first cold days of winter!!!!

Last weekend was chilly to say the least!!! It was one of those weekends that make staying in bed a real temptation. Just switch the electric blanket back on and roll over.

Fortunately a group of woodies decided to resist temptation and rolled up, mostly on time, at Jims shed and workshop down at Falls Creek. Attending were Greg, John, Liz, Lasz, Errol and myself.

This was Jims training on Tuning a Hand plane (aka fettling a hand plane). Originally Jim used to teach sharpening and tuning together. However as Jim's expertise and depth of knowledge grew he was forced to break it in to 3 distinct modules and this was the second module so there were some familiar faces there plus a few more that should have been there.

Jim started out with a safety briefing and soon got into the subject proper. Jim makes things interesting and not only tells you what to do but also the logic behind it including how to measure 33.5 microns lots of laughs.

I have done Jim's sharpening and fettling courses at the Traditional Tools Group as well as at the Shoalhaven woodcraft and it seems like I learn something new every time. It is almost if I or at least my skills are being fettled.

Then comes the good part to make the cold weather disappear; coffee and tea on tap all day punctuated with a wide variety of biscuits.

All this while Queen Susie prepares for lunch. Frequently the Davey's put on a gourmet sausage luncheon but this day we got lucky. The choice of homemade vegetable soup or homemade pumpkin soup followed by bread rolls with deli fillings.

All this for \$10 for members and \$20 for visitors; Queen Susie when do you open 7 days??

The best part of the day was the comradie among woodies; priceless and no one suffered the cold weather.

**David Hire**

## ***Shoalhaven Woodcraft Society Inc.***

*The Shoalhaven Woodcraft Society Inc. was formed in 1987 and is Comprised of persons interested in understanding woodcraft and developing skills in its many and diverse forms.*

*The aims of the Society are to:*

- *Foster a understanding and appreciation of woodcraft*
- *Provide mutual advice, help and a problem solving forum.*
- *Collaborate with other craft groups in the Shoalhaven.*
- *Involve the families of “woodies” in social activities.*

### ***Your Committee***

<i>President:</i>	<i>Greg Clark</i>	<i>44 478 384</i>
<i>Vice President</i>	<i>Peter Jackson</i>	<i>44 236 153</i>
<i>Secretary:</i>	<i>Richard Hall</i>	<i>44 235 780</i>
<i>Treasurer:</i>	<i>Gordon Elford</i>	<i>44 214 397</i>
<i>Editor:</i>	<i>Peter Farrell</i>	<i>44 228 177</i>
<i>Committee:</i>	<i>Warwick Robinson</i>	<i>44 434 080</i>
	<i>Bob Turnbull</i>	<i>0412 333 477</i>
	<i>Mel Allen</i>	<i>0407 957 196</i>
	<i>Jim Davey</i>	<i>44 478 790</i>
<i>Men’s Shed Rep:</i>	<i>Don Parkinson</i>	<i>44 218 695</i>

#### ***Next Committee Meeting:***

*Nowra Showground Cottage  
7.30pm Wednesday 4th June 2014*



# TREEN TOPICS

*May 2014*



Post: PO Box 2163  
BOMADERRY NSW 2541

[www.shoalhavenwoodcraft.com.au](http://www.shoalhavenwoodcraft.com.au)

*Shoalhaven Woodcraft Society Inc.*

*Meetings: 3rd Wednesday of each month at 7.30pm*

*Nowra Technology High School. Moss St. Nowra*

*Secretary: P. O. Box 2163 Bomaderry 2541*



Stan Parker  
3 Chatsworth Crescent  
North Nowra NSW 2540

## TREEN TOPICS MAY 2014

### April Meeting

The topic for the night was your favourite finish and Melissa kicked it off with a general overview of the subject with her own method thrown in. Whether it was the subject of finishing or what we don't know but there were an amazing number of participants on finishing and show and tell combined. It was very pleasing to see so many members taking part.

**Garry Usher** showed a nice natural edge turned bowl brown and yellow in colour. It was generally thought that it was gidgee.

**Melissa** had a small log which came from Western Australia which was quite heavy. Without seeing the grain of the wood it was difficult to identify the species.

**Charlie Hillen** turned a bowl from snappy gum which may also have come from WA. It grows on sand dunes and as suggested by its name, it does snap easily. It is sought after by desert travellers as good firewood.

**Charlie** also had an apple which he had turned from spotted gum. It featured a fitted lid and a realistic stem.

**Peter Farrell** found the root of a fig tree which had grown in a narrow crack in a rock. This had given it a flat shape instead of the usual round one. He spent a few days cleaning and polishing it and will be making a stand on which to display it.

At the March meeting **Cec Butler** had two lumps of merbau which he thought he had no use for. **Gordon** took one of them and turned a large urn from it. He said that it was very difficult to hollow out because of its hardness.

Replacing the lattice type air conditioning vents in the ceiling was no problem to **Gordon**. The originals were made from plastic and are now difficult to get. About 450mm square and divided into 25mm lattice squares means that there are hundreds of small joints to be cut. He devised a method using plywood and his table saw to cut bridge joints to produce a very acceptable alternative to the original.

**John Knowles** made two F clamps from Jarrah and pine using cam levers to lock them instead of a screw. He said that shellac is his favoured finish. He also had a tin of red oil which dries clear with a matt finish and is easy to use.

**Erle Bartlett** again showed he is something of a dark horse when it comes to woodwork. He showed us a lovely timber whistle made from birds eye maple with a super glue finish. As he was returning to his seat Greg asked could he play it and he obliged with a very respectable rendition of a small tune.

**Warwick Robinson** is a fan of Danish oil and its ease of application. He uses a fine sourer to apply it and wipes it off almost straight away with paper towel. Three coats are usually sufficient.

**Jim Davey** was last up to tell us that he has no particular favourite finish. Rather, he considers where the item is to spend its life and the micro climate it will encounter. This governs the finish he will use and is a very rational method of making that decision.



Charlie Hillen's Apple



Peter's Mystical log

## Spray Painting Workshop

One of the best woodworkers in the area in Phil Gould will be running this workshop and demonstration. It will be held at his premises *Allwood Specialty Timbers* at the bottom end of Geary Place, North Nowra on Saturday 24<sup>th</sup> May. Contact Greg if you want to join the list of those going along.

## Creative Moments


Further to the article last month about the commission to be charged, there is some good news. The committee have come up with a much fairer method of distributing the council charge for using Eftpos. There will now be a flat fee for all things sold of 17%. This is much more acceptable than the 25% suggested previously.

**Three months to go !!! Get those projects finished.**



Gary Usher's Bowl





John Knowles  
F clamps



Mel's log and finish sample

Charlie's Bowl



## RAMBLINGS MAY 2014

This will be quick as I am getting ready to go to the showground and start the rent collection process. The Shoalhaven City council has asked the Shoalhaven Woodcraft Society and the Nowra Men's Shed to become volunteer collectors for the Nowra Showground; the council will allow the fees that are being collected by the volunteers to be used to improve or repair the facilities at the Nowra Showground Cottage. John and I will establish the procedures and then invite the other personnel to become involved. The council has provided a set of instructions, a receipt book and official name badges.

The new shed is finished and the council is going to issue an interim occupancy certificate for the shed until we have the storm water connected to the street drains. The ramp at the rear of the cottage is underway and the rear door has been widened; the council will not issue an occupancy certificate until the rear ramp including the guard rails is completed.

John and David have the planning for the wiring to the shed well underway and we expect that this will start in the next couple of weeks. Mel has ordered the paint for the shed floor and it is anticipated that this will be completed by the end of May. We still do not have a moving date but I anticipate it will be sometime in June or July.

The Shoalhaven Woodcraft Society has a signed lease with Crown Lands for the use of the Nowra Showground Cottage but unfortunately the Nowra Men's Shed do not; this means that we will have to undertake the mowing and the rent collection until their licence is finalised. The Nowra Spinners and Weavers also have a signed licence and they will start the cleaning roster for the cottage.

I asked David to produce a report on the plane tuning workshop held at Jims place on 3 May; David's report appears elsewhere in Treen Topics this month, as you will see David's report is well written and a welcome change from me droning on. I would like to thank Jim and Suzie for making us welcome on the day it is a lot of work for both of them to organise and run a workshop of this quality.

As I have mentioned before Bob is retiring from the role of publisher at the end of June and we will need somebody to replace him. On behalf of the

members of the society I would like to thank Bob for his efforts in publishing Treen Topics for well over ten years; I do not remember when he started this role.

**Greg Clark**

## How to enjoy the first cold days of winter!!!!

Last weekend was chilly to say the least!!! It was one of those weekends that make staying in bed a real temptation. Just switch the electric blanket back on and roll over.

Fortunately a group of woodies decided to resist temptation and rolled up, mostly on time, at Jims shed and workshop down at Falls Creek. Attending were Greg, John, Liz, Lasz, Errol and myself.

This was Jims training on Tuning a Hand plane (aka fettling a hand plane). Originally Jim used to teach sharpening and tuning together. However as Jim's expertise and depth of knowledge grew he was forced to break it in to 3 distinct modules and this was the second module so there were some familiar faces there plus a few more that should have been there.

Jim started out with a safety briefing and soon got into the subject proper. Jim makes things interesting and not only tells you what to do but also the logic behind it including how to measure 33.5 microns lots of laughs.

I have done Jim's sharpening and fettling courses at the Traditional Tools Group as well as at the Shoalhaven woodcraft and it seems like I learn something new every time. It is almost if I or at least my skills are being fettled.

Then comes the good part to make the cold weather disappear; coffee and tea on tap all day punctuated with a wide variety of biscuits.

All this while Queen Susie prepares for lunch. Frequently the Davey's put on a gourmet sausage luncheon but this day we got lucky. The choice of homemade vegetable soup or homemade pumpkin soup followed by bread rolls with deli fillings.

All this for \$10 for members and \$20 for visitors; Queen Susie when do you open 7 days??

The best part of the day was the comradie among woodies; priceless and no one suffered the cold weather.

**David Hire**

## ***Shoalhaven Woodcraft Society Inc.***

*The Shoalhaven Woodcraft Society Inc. was formed in 1987 and is Comprised of persons interested in understanding woodcraft and developing skills in its many and diverse forms.*

*The aims of the Society are to:*

- Foster a understanding and appreciation of woodcraft*
- Provide mutual advice, help and a problem solving forum.*
- Collaborate with other craft groups in the Shoalhaven.*
- Involve the families of “woodies” in social activities.*

### ***Your Committee***

<i>President:</i>	<i>Greg Clark</i>	<i>44 478 384</i>
<i>Vice President</i>	<i>Peter Jackson</i>	<i>44 236 153</i>
<i>Secretary:</i>	<i>Richard Hall</i>	<i>44 235 780</i>
<i>Treasurer:</i>	<i>Gordon Elford</i>	<i>44 214 397</i>
<i>Editor:</i>	<i>Peter Farrell</i>	<i>44 228 177</i>
<i>Committee:</i>	<i>Warwick Robinson</i>	<i>44 434 080</i>
	<i>Bob Turnbull</i>	<i>0412 333 477</i>
	<i>Mel Allen</i>	<i>0407 957 196</i>
	<i>Jim Davey</i>	<i>44 478 790</i>
<i>Men’s Shed Rep:</i>	<i>Don Parkinson</i>	<i>44 218 695</i>

#### ***Next Committee Meeting:***

*Nowra Showground Cottage  
7.30pm Wednesday 4th June 2014*



# TREEN TOPICS

*May 2014*



Post: PO Box 2163  
BOMADERRY NSW 2541

[www.shoalhavenwoodcraft.com.au](http://www.shoalhavenwoodcraft.com.au)

*Shoalhaven Woodcraft Society Inc.*

*Meetings: 3rd Wednesday of each month at 7.30pm*

*Nowra Technology High School. Moss St. Nowra*

*Secretary: P. O. Box 2163 Bomaderry 2541*



Arnold Parrott  
2 Princeton Place  
Bomaderry NSW 2541

## TREEN TOPICS MAY 2014

### April Meeting

The topic for the night was your favourite finish and Melissa kicked it off with a general overview of the subject with her own method thrown in. Whether it was the subject of finishing or what we don't know but there were an amazing number of participants on finishing and show and tell combined. It was very pleasing to see so many members taking part.

**Garry Usher** showed a nice natural edge turned bowl brown and yellow in colour. It was generally thought that it was gidgee.

**Melissa** had a small log which came from Western Australia which was quite heavy. Without seeing the grain of the wood it was difficult to identify the species.

**Charlie Hillen** turned a bowl from snappy gum which may also have come from WA. It grows on sand dunes and as suggested by its name, it does snap easily. It is sought after by desert travellers as good firewood.

**Charlie** also had an apple which he had turned from spotted gum. It featured a fitted lid and a realistic stem.

**Peter Farrell** found the root of a fig tree which had grown in a narrow crack in a rock. This had given it a flat shape instead of the usual round one. He spent a few days cleaning and polishing it and will be making a stand on which to display it.

At the March meeting **Cec Butler** had two lumps of merbau which he thought he had no use for. **Gordon** took one of them and turned a large urn from it. He said that it was very difficult to hollow out because of its hardness.

Replacing the lattice type air conditioning vents in the ceiling was no problem to **Gordon**. The originals were made from plastic and are now difficult to get. About 450mm square and divided into 25mm lattice squares means that there are hundreds of small joints to be cut. He devised a method using plywood and his table saw to cut bridge joints to produce a very acceptable alternative to the original.

**John Knowles** made two F clamps from Jarrah and pine using cam levers to lock them instead of a screw. He said that shellac is his favoured finish. He also had a tin of red oil which dries clear with a matt finish and is easy to use.

**Erle Bartlett** again showed he is something of a dark horse when it comes to woodwork. He showed us a lovely timber whistle made from birds eye maple with a super glue finish. As he was returning to his seat Greg asked could he play it and he obliged with a very respectable rendition of a small tune.

**Warwick Robinson** is a fan of Danish oil and its ease of application. He uses a fine sourer to apply it and wipes it off almost straight away with paper towel. Three coats are usually sufficient.

**Jim Davey** was last up to tell us that he has no particular favourite finish. Rather, he considers where the item is to spend its life and the micro climate it will encounter. This governs the finish he will use and is a very rational method of making that decision.



Charlie Hillen's Apple



Peter's Mystical log

## Spray Painting Workshop

One of the best woodworkers in the area in Phil Gould will be running this workshop and demonstration. It will be held at his premises *Allwood Specialty Timbers* at the bottom end of Geary Place, North Nowra on Saturday 24<sup>th</sup> May. Contact Greg if you want to join the list of those going along.

## Creative Moments


Further to the article last month about the commission to be charged, there is some good news. The committee have come up with a much fairer method of distributing the council charge for using Eftpos. There will now be a flat fee for all things sold of 17%. This is much more acceptable than the 25% suggested previously.

**Three months to go !!! Get those projects finished.**



Gary Usher's Bowl





John Knowles  
F clamps



Mel's log and finish sample

Charlie's Bowl



## RAMBLINGS MAY 2014

This will be quick as I am getting ready to go to the showground and start the rent collection process. The Shoalhaven City council has asked the Shoalhaven Woodcraft Society and the Nowra Men's Shed to become volunteer collectors for the Nowra Showground; the council will allow the fees that are being collected by the volunteers to be used to improve or repair the facilities at the Nowra Showground Cottage. John and I will establish the procedures and then invite the other personnel to become involved. The council has provided a set of instructions, a receipt book and official name badges.

The new shed is finished and the council is going to issue an interim occupancy certificate for the shed until we have the storm water connected to the street drains. The ramp at the rear of the cottage is underway and the rear door has been widened; the council will not issue an occupancy certificate until the rear ramp including the guard rails is completed.

John and David have the planning for the wiring to the shed well underway and we expect that this will start in the next couple of weeks. Mel has ordered the paint for the shed floor and it is anticipated that this will be completed by the end of May. We still do not have a moving date but I anticipate it will be sometime in June or July.

The Shoalhaven Woodcraft Society has a signed lease with Crown Lands for the use of the Nowra Showground Cottage but unfortunately the Nowra Men's Shed do not; this means that we will have to undertake the mowing and the rent collection until their licence is finalised. The Nowra Spinners and Weavers also have a signed licence and they will start the cleaning roster for the cottage.

I asked David to produce a report on the plane tuning workshop held at Jims place on 3 May; David's report appears elsewhere in Treen Topics this month, as you will see David's report is well written and a welcome change from me droning on. I would like to thank Jim and Suzie for making us welcome on the day it is a lot of work for both of them to organise and run a workshop of this quality.

As I have mentioned before Bob is retiring from the role of publisher at the end of June and we will need somebody to replace him. On behalf of the

members of the society I would like to thank Bob for his efforts in publishing Treen Topics for well over ten years; I do not remember when he started this role.

**Greg Clark**

## How to enjoy the first cold days of winter!!!!

Last weekend was chilly to say the least!!! It was one of those weekends that make staying in bed a real temptation. Just switch the electric blanket back on and roll over.

Fortunately a group of woodies decided to resist temptation and rolled up, mostly on time, at Jims shed and workshop down at Falls Creek. Attending were Greg, John, Liz, Lasz, Errol and myself.

This was Jims training on Tuning a Hand plane (aka fettling a hand plane). Originally Jim used to teach sharpening and tuning together. However as Jim's expertise and depth of knowledge grew he was forced to break it in to 3 distinct modules and this was the second module so there were some familiar faces there plus a few more that should have been there.

Jim started out with a safety briefing and soon got into the subject proper. Jim makes things interesting and not only tells you what to do but also the logic behind it including how to measure 33.5 microns lots of laughs.

I have done Jim's sharpening and fettling courses at the Traditional Tools Group as well as at the Shoalhaven woodcraft and it seems like I learn something new every time. It is almost if I or at least my skills are being fettled.

Then comes the good part to make the cold weather disappear; coffee and tea on tap all day punctuated with a wide variety of biscuits.

All this while Queen Susie prepares for lunch. Frequently the Davey's put on a gourmet sausage luncheon but this day we got lucky. The choice of homemade vegetable soup or homemade pumpkin soup followed by bread rolls with deli fillings.

All this for \$10 for members and \$20 for visitors; Queen Susie when do you open 7 days??

The best part of the day was the comradie among woodies; priceless and no one suffered the cold weather.

**David Hire**

## ***Shoalhaven Woodcraft Society Inc.***

*The Shoalhaven Woodcraft Society Inc. was formed in 1987 and is Comprised of persons interested in understanding woodcraft and developing skills in its many and diverse forms.*

*The aims of the Society are to:*

- Foster a understanding and appreciation of woodcraft*
- Provide mutual advice, help and a problem solving forum.*
- Collaborate with other craft groups in the Shoalhaven.*
- Involve the families of “woodies” in social activities.*

### ***Your Committee***

<i>President:</i>	<i>Greg Clark</i>	<i>44 478 384</i>
<i>Vice President</i>	<i>Peter Jackson</i>	<i>44 236 153</i>
<i>Secretary:</i>	<i>Richard Hall</i>	<i>44 235 780</i>
<i>Treasurer:</i>	<i>Gordon Elford</i>	<i>44 214 397</i>
<i>Editor:</i>	<i>Peter Farrell</i>	<i>44 228 177</i>
<i>Committee:</i>	<i>Warwick Robinson</i>	<i>44 434 080</i>
	<i>Bob Turnbull</i>	<i>0412 333 477</i>
	<i>Mel Allen</i>	<i>0407 957 196</i>
	<i>Jim Davey</i>	<i>44 478 790</i>
<i>Men’s Shed Rep:</i>	<i>Don Parkinson</i>	<i>44 218 695</i>

#### ***Next Committee Meeting:***

*Nowra Showground Cottage  
7.30pm Wednesday 4th June 2014*



# TREEN TOPICS

*May 2014*



Post: PO Box 2163  
BOMADERRY NSW 2541

[www.shoalhavenwoodcraft.com.au](http://www.shoalhavenwoodcraft.com.au)

*Shoalhaven Woodcraft Society Inc.*

*Meetings: 3rd Wednesday of each month at 7.30pm*

*Nowra Technology High School. Moss St. Nowra*

*Secretary: P. O. Box 2163 Bomaderry 2541*



Norman Schultz  
1 Mandalay Avenue  
Nowra NSW 2541

## TREEN TOPICS MAY 2014

### April Meeting

The topic for the night was your favourite finish and Melissa kicked it off with a general overview of the subject with her own method thrown in. Whether it was the subject of finishing or what we don't know but there were an amazing number of participants on finishing and show and tell combined. It was very pleasing to see so many members taking part.

**Garry Usher** showed a nice natural edge turned bowl brown and yellow in colour. It was generally thought that it was gidgee.

**Melissa** had a small log which came from Western Australia which was quite heavy. Without seeing the grain of the wood it was difficult to identify the species.

**Charlie Hillen** turned a bowl from snappy gum which may also have come from WA. It grows on sand dunes and as suggested by its name, it does snap easily. It is sought after by desert travellers as good firewood.

**Charlie** also had an apple which he had turned from spotted gum. It featured a fitted lid and a realistic stem.

**Peter Farrell** found the root of a fig tree which had grown in a narrow crack in a rock. This had given it a flat shape instead of the usual round one. He spent a few days cleaning and polishing it and will be making a stand on which to display it.

At the March meeting **Cec Butler** had two lumps of merbau which he thought he had no use for. **Gordon** took one of them and turned a large urn from it. He said that it was very difficult to hollow out because of its hardness.

Replacing the lattice type air conditioning vents in the ceiling was no problem to **Gordon**. The originals were made from plastic and are now difficult to get. About 450mm square and divided into 25mm lattice squares means that there are hundreds of small joints to be cut. He devised a method using plywood and his table saw to cut bridge joints to produce a very acceptable alternative to the original.

**John Knowles** made two F clamps from Jarrah and pine using cam levers to lock them instead of a screw. He said that shellac is his favoured finish. He also had a tin of red oil which dries clear with a matt finish and is easy to use.

**Erle Bartlett** again showed he is something of a dark horse when it comes to woodwork. He showed us a lovely timber whistle made from birds eye maple with a super glue finish. As he was returning to his seat Greg asked could he play it and he obliged with a very respectable rendition of a small tune.

**Warwick Robinson** is a fan of Danish oil and its ease of application. He uses a fine sourer to apply it and wipes it off almost straight away with paper towel. Three coats are usually sufficient.

**Jim Davey** was last up to tell us that he has no particular favourite finish. Rather, he considers where the item is to spend its life and the micro climate it will encounter. This governs the finish he will use and is a very rational method of making that decision.



Charlie Hillen's Apple



Peter's Mystical log

## Spray Painting Workshop

One of the best woodworkers in the area in Phil Gould will be running this workshop and demonstration. It will be held at his premises *Allwood Specialty Timbers* at the bottom end of Geary Place, North Nowra on Saturday 24<sup>th</sup> May. Contact Greg if you want to join the list of those going along.

## Creative Moments


Further to the article last month about the commission to be charged, there is some good news. The committee have come up with a much fairer method of distributing the council charge for using Eftpos. There will now be a flat fee for all things sold of 17%. This is much more acceptable than the 25% suggested previously.

**Three months to go !!! Get those projects finished.**



Gary Usher's Bowl





John Knowles  
F clamps



Mel's log and finish sample



Charlie's Bowl



## RAMBLINGS MAY 2014

This will be quick as I am getting ready to go to the showground and start the rent collection process. The Shoalhaven City council has asked the Shoalhaven Woodcraft Society and the Nowra Men's Shed to become volunteer collectors for the Nowra Showground; the council will allow the fees that are being collected by the volunteers to be used to improve or repair the facilities at the Nowra Showground Cottage. John and I will establish the procedures and then invite the other personnel to become involved. The council has provided a set of instructions, a receipt book and official name badges.

The new shed is finished and the council is going to issue an interim occupancy certificate for the shed until we have the storm water connected to the street drains. The ramp at the rear of the cottage is underway and the rear door has been widened; the council will not issue an occupancy certificate until the rear ramp including the guard rails is completed.

John and David have the planning for the wiring to the shed well underway and we expect that this will start in the next couple of weeks. Mel has ordered the paint for the shed floor and it is anticipated that this will be completed by the end of May. We still do not have a moving date but I anticipate it will be sometime in June or July.

The Shoalhaven Woodcraft Society has a signed lease with Crown Lands for the use of the Nowra Showground Cottage but unfortunately the Nowra Men's Shed do not; this means that we will have to undertake the mowing and the rent collection until their licence is finalised. The Nowra Spinners and Weavers also have a signed licence and they will start the cleaning roster for the cottage.

I asked David to produce a report on the plane tuning workshop held at Jims place on 3 May; David's report appears elsewhere in Treen Topics this month, as you will see David's report is well written and a welcome change from me droning on. I would like to thank Jim and Suzie for making us welcome on the day it is a lot of work for both of them to organise and run a workshop of this quality.

As I have mentioned before Bob is retiring from the role of publisher at the end of June and we will need somebody to replace him. On behalf of the

members of the society I would like to thank Bob for his efforts in publishing Treen Topics for well over ten years; I do not remember when he started this role.

**Greg Clark**

## How to enjoy the first cold days of winter!!!!

Last weekend was chilly to say the least!!! It was one of those weekends that make staying in bed a real temptation. Just switch the electric blanket back on and roll over.

Fortunately a group of woodies decided to resist temptation and rolled up, mostly on time, at Jims shed and workshop down at Falls Creek. Attending were Greg, John, Liz, Lasz, Errol and myself.

This was Jims training on Tuning a Hand plane (aka fettling a hand plane). Originally Jim used to teach sharpening and tuning together. However as Jim's expertise and depth of knowledge grew he was forced to break it in to 3 distinct modules and this was the second module so there were some familiar faces there plus a few more that should have been there.

Jim started out with a safety briefing and soon got into the subject proper. Jim makes things interesting and not only tells you what to do but also the logic behind it including how to measure 33.5 microns lots of laughs.

I have done Jim's sharpening and fettling courses at the Traditional Tools Group as well as at the Shoalhaven woodcraft and it seems like I learn something new every time. It is almost if I or at least my skills are being fettled.

Then comes the good part to make the cold weather disappear; coffee and tea on tap all day punctuated with a wide variety of biscuits.

All this while Queen Susie prepares for lunch. Frequently the Davey's put on a gourmet sausage luncheon but this day we got lucky. The choice of homemade vegetable soup or homemade pumpkin soup followed by bread rolls with deli fillings.

All this for \$10 for members and \$20 for visitors; Queen Susie when do you open 7 days??

The best part of the day was the comradie among woodies; priceless and no one suffered the cold weather.

**David Hire**

## ***Shoalhaven Woodcraft Society Inc.***

*The Shoalhaven Woodcraft Society Inc. was formed in 1987 and is Comprised of persons interested in understanding woodcraft and developing skills in its many and diverse forms.*

*The aims of the Society are to:*

- Foster a understanding and appreciation of woodcraft*
- Provide mutual advice, help and a problem solving forum.*
- Collaborate with other craft groups in the Shoalhaven.*
- Involve the families of “woodies” in social activities.*

### ***Your Committee***

<i>President:</i>	<i>Greg Clark</i>	<i>44 478 384</i>
<i>Vice President</i>	<i>Peter Jackson</i>	<i>44 236 153</i>
<i>Secretary:</i>	<i>Richard Hall</i>	<i>44 235 780</i>
<i>Treasurer:</i>	<i>Gordon Elford</i>	<i>44 214 397</i>
<i>Editor:</i>	<i>Peter Farrell</i>	<i>44 228 177</i>
<i>Committee:</i>	<i>Warwick Robinson</i>	<i>44 434 080</i>
	<i>Bob Turnbull</i>	<i>0412 333 477</i>
	<i>Mel Allen</i>	<i>0407 957 196</i>
	<i>Jim Davey</i>	<i>44 478 790</i>
<i>Men’s Shed Rep:</i>	<i>Don Parkinson</i>	<i>44 218 695</i>

#### ***Next Committee Meeting:***

*Nowra Showground Cottage  
7.30pm Wednesday 4th June 2014*



# TREEN TOPICS

*May 2014*



Post: PO Box 2163  
BOMADERRY NSW 2541

[www.shoalhavenwoodcraft.com.au](http://www.shoalhavenwoodcraft.com.au)

*Shoalhaven Woodcraft Society Inc.*

*Meetings: 3rd Wednesday of each month at 7.30pm*

*Nowra Technology High School. Moss St. Nowra*

*Secretary: P. O. Box 2163 Bomaderry 2541*



## TREEN TOPICS MAY 2014

### April Meeting

The topic for the night was your favourite finish and Melissa kicked it off with a general overview of the subject with her own method thrown in. Whether it was the subject of finishing or what we don't know but there were an amazing number of participants on finishing and show and tell combined. It was very pleasing to see so many members taking part.

**Garry Usher** showed a nice natural edge turned bowl brown and yellow in colour. It was generally thought that it was gidgee.

**Melissa** had a small log which came from Western Australia which was quite heavy. Without seeing the grain of the wood it was difficult to identify the species.

**Charlie Hillen** turned a bowl from snappy gum which may also have come from WA. It grows on sand dunes and as suggested by its name, it does snap easily. It is sought after by desert travellers as good firewood.

**Charlie** also had an apple which he had turned from spotted gum. It featured a fitted lid and a realistic stem.

**Peter Farrell** found the root of a fig tree which had grown in a narrow crack in a rock. This had given it a flat shape instead of the usual round one. He spent a few days cleaning and polishing it and will be making a stand on which to display it.

At the March meeting **Cec Butler** had two lumps of merbau which he thought he had no use for. **Gordon** took one of them and turned a large urn from it. He said that it was very difficult to hollow out because of its hardness.

Replacing the lattice type air conditioning vents in the ceiling was no problem to **Gordon**. The originals were made from plastic and are now difficult to get. About 450mm square and divided into 25mm lattice squares means that there are hundreds of small joints to be cut. He devised a method using plywood and his table saw to cut bridge joints to produce a very acceptable alternative to the original.

**John Knowles** made two F clamps from Jarrah and pine using cam levers to lock them instead of a screw. He said that shellac is his favoured finish. He also had a tin of red oil which dries clear with a matt finish and is easy to use.

**Erle Bartlett** again showed he is something of a dark horse when it comes to woodwork. He showed us a lovely timber whistle made from birds eye maple with a super glue finish. As he was returning to his seat Greg asked could he play it and he obliged with a very respectable rendition of a small tune.

**Warwick Robinson** is a fan of Danish oil and its ease of application. He uses a fine sourer to apply it and wipes it off almost straight away with paper towel. Three coats are usually sufficient.

**Jim Davey** was last up to tell us that he has no particular favourite finish. Rather, he considers where the item is to spend its life and the micro climate it will encounter. This governs the finish he will use and is a very rational method of making that decision.



Charlie Hillen's Apple



Peter's Mystical log

## Spray Painting Workshop

One of the best woodworkers in the area in Phil Gould will be running this workshop and demonstration. It will be held at his premises *Allwood Specialty Timbers* at the bottom end of Geary Place, North Nowra on Saturday 24<sup>th</sup> May. Contact Greg if you want to join the list of those going along.

## Creative Moments


Further to the article last month about the commission to be charged, there is some good news. The committee have come up with a much fairer method of distributing the council charge for using Eftpos. There will now be a flat fee for all things sold of 17%. This is much more acceptable than the 25% suggested previously.

**Three months to go !!! Get those projects finished.**



Gary Usher's Bowl





John Knowles  
F clamps



Mel's log and finish sample

Charlie's Bowl



## RAMBLINGS MAY 2014

This will be quick as I am getting ready to go to the showground and start the rent collection process. The Shoalhaven City council has asked the Shoalhaven Woodcraft Society and the Nowra Men's Shed to become volunteer collectors for the Nowra Showground; the council will allow the fees that are being collected by the volunteers to be used to improve or repair the facilities at the Nowra Showground Cottage. John and I will establish the procedures and then invite the other personnel to become involved. The council has provided a set of instructions, a receipt book and official name badges.

The new shed is finished and the council is going to issue an interim occupancy certificate for the shed until we have the storm water connected to the street drains. The ramp at the rear of the cottage is underway and the rear door has been widened; the council will not issue an occupancy certificate until the rear ramp including the guard rails is completed.

John and David have the planning for the wiring to the shed well underway and we expect that this will start in the next couple of weeks. Mel has ordered the paint for the shed floor and it is anticipated that this will be completed by the end of May. We still do not have a moving date but I anticipate it will be sometime in June or July.

The Shoalhaven Woodcraft Society has a signed lease with Crown Lands for the use of the Nowra Showground Cottage but unfortunately the Nowra Men's Shed do not; this means that we will have to undertake the mowing and the rent collection until their licence is finalised. The Nowra Spinners and Weavers also have a signed licence and they will start the cleaning roster for the cottage.

I asked David to produce a report on the plane tuning workshop held at Jims place on 3 May; David's report appears elsewhere in Treen Topics this month, as you will see David's report is well written and a welcome change from me droning on. I would like to thank Jim and Suzie for making us welcome on the day it is a lot of work for both of them to organise and run a workshop of this quality.

As I have mentioned before Bob is retiring from the role of publisher at the end of June and we will need somebody to replace him. On behalf of the

members of the society I would like to thank Bob for his efforts in publishing Treen Topics for well over ten years; I do not remember when he started this role.

**Greg Clark**

## How to enjoy the first cold days of winter!!!!

Last weekend was chilly to say the least!!! It was one of those weekends that make staying in bed a real temptation. Just switch the electric blanket back on and roll over.

Fortunately a group of woodies decided to resist temptation and rolled up, mostly on time, at Jims shed and workshop down at Falls Creek. Attending were Greg, John, Liz, Lasz, Errol and myself.

This was Jims training on Tuning a Hand plane (aka fettling a hand plane). Originally Jim used to teach sharpening and tuning together. However as Jim's expertise and depth of knowledge grew he was forced to break it in to 3 distinct modules and this was the second module so there were some familiar faces there plus a few more that should have been there.

Jim started out with a safety briefing and soon got into the subject proper. Jim makes things interesting and not only tells you what to do but also the logic behind it including how to measure 33.5 microns lots of laughs.

I have done Jim's sharpening and fettling courses at the Traditional Tools Group as well as at the Shoalhaven woodcraft and it seems like I learn something new every time. It is almost if I or at least my skills are being fettled.

Then comes the good part to make the cold weather disappear; coffee and tea on tap all day punctuated with a wide variety of biscuits.

All this while Queen Susie prepares for lunch. Frequently the Davey's put on a gourmet sausage luncheon but this day we got lucky. The choice of homemade vegetable soup or homemade pumpkin soup followed by bread rolls with deli fillings.

All this for \$10 for members and \$20 for visitors; Queen Susie when do you open 7 days??

The best part of the day was the comradie among woodies; priceless and no one suffered the cold weather.

**David Hire**

## ***Shoalhaven Woodcraft Society Inc.***

*The Shoalhaven Woodcraft Society Inc. was formed in 1987 and is Comprised of persons interested in understanding woodcraft and developing skills in its many and diverse forms.*

*The aims of the Society are to:*

- Foster a understanding and appreciation of woodcraft*
- Provide mutual advice, help and a problem solving forum.*
- Collaborate with other craft groups in the Shoalhaven.*
- Involve the families of “woodies” in social activities.*

### ***Your Committee***

<i>President:</i>	<i>Greg Clark</i>	<i>44 478 384</i>
<i>Vice President</i>	<i>Peter Jackson</i>	<i>44 236 153</i>
<i>Secretary:</i>	<i>Richard Hall</i>	<i>44 235 780</i>
<i>Treasurer:</i>	<i>Gordon Elford</i>	<i>44 214 397</i>
<i>Editor:</i>	<i>Peter Farrell</i>	<i>44 228 177</i>
<i>Committee:</i>	<i>Warwick Robinson</i>	<i>44 434 080</i>
	<i>Bob Turnbull</i>	<i>0412 333 477</i>
	<i>Mel Allen</i>	<i>0407 957 196</i>
	<i>Jim Davey</i>	<i>44 478 790</i>
<i>Men’s Shed Rep:</i>	<i>Don Parkinson</i>	<i>44 218 695</i>

#### ***Next Committee Meeting:***

*Nowra Showground Cottage  
7.30pm Wednesday 4th June 2014*